

Guess! What!

Home Booklet **3**

Vicky Bewick



CONTENTS



INTRODUCTION

page **3**

LETTER TO THE FAMILY

page **3**

VISUAL MAP

page **4**

WELCOME

page **6**

IN THE BACKYARD

page **9**

AT SCHOOL

page **12**

SCHOOL DAYS

page **15**

MY DAY

page **18**

HOME TIME

page **21**

HOBBIES

page **24**

AT THE MARKET

page **27**

AT THE BEACH

page **30**




INTRODUCTION

About the booklet

Guess What! Home Booklet has interesting and fun activities, including cross-curricular topics (CLIL), designed to encourage children's curiosity about the world while they learn to communicate in English. It also provides opportunities for children to develop their social skills by exploring values and emotions, as well as the basic competences necessary in Primary Education, following the National Curriculum for the teaching of English in Spanish primary schools.

The characters

In Levels 3 and 4, Mike and Suzy will learn English with the children throughout the units and will invite them to reflect on their own emotions in their diaries.



Common European Framework and Cambridge English

Guess What! Home Booklet has been written to coincide with the Common Reference Levels of the Common European Framework (CEF), and with the three levels of Cambridge English: Young Learners.

GUESS WHAT! LEVELS	COMMON REFERENCE LEVELS OF THE COMMON EUROPEAN FRAMEWORK (CEF)	CAMBRIDGE ENGLISH: YOUNG LEARNERS
1, 2, and 3	Towards Level A1	Cambridge English: Starters
4, 5, and part of 6	Level A1	Cambridge English: Movers
6	Towards Level A2	Cambridge English: Flyers

For further information, please see:
www.cambridgeenglish.org

LETTER TO THE FAMILY

Dear Family,

Welcome to **Guess What! Home Booklet**, the games booklet for you and your child to study English in a fun way at home, and to show you what your child has learned in class. The booklet is organized into nine different topics.

We invite you to take part in your child's experience of learning English. You don't need to have a good level of English to do this. It is your support and enthusiasm that will keep your child motivated.

You can find this letter translated into different languages and the answer key to the **Guess What! Home Booklet** here: www.cambridge.es/guesswhat

We hope you and your child have fun in English with **Guess What! Home Booklet**!

Your child's English teacher

A different **study skill** is presented in every unit and highlighted for your child to know what templates he/she could use to learn.



This activity practices **vocabulary and grammar** through a different study strategy in every unit.

This will help your child to **learn to learn**. You can ask your child to think of other subjects where this study skill template could be useful.










This activity recaps different **emotions**. Your child will be able to recognize different emotions with the help of Mike or Suzy, who complete their diaries in alternate units. Encourage your child to talk about his/her own emotions after completing **Mike and Suzy's diaries** and discuss positive ways to handle it.

Look! tips remind your child of specific grammar points or typical issues for Spanish speakers they should pay attention to. These are included when appropriate in different parts of the unit.

At the bottom of each page, you'll find the **Fun at home** section. It suggests simple ideas for you and your child to communicate in English.

HOME TIME   A chart

CRAZY FAMILY! Draw a family member. Complete the chart.

Who?	likes loves	What?	Where?
 My <u>cousin</u>	 likes	 <u>reading</u> books	in the bathroom.
 My			the car in the living room.
 My			the dishes in the backyard.
 My			a cake in the bedroom.


MIKE'S DIARY Mike is not helping at home. Break the code and write.

1 2 3 4 5 6 7 8 9 10
e f g i l m n t u y

4/1/6 2/1/1/5/4/7/3 3/9/4/5/8/10. I'm not helping at home.

I'm

What can Mike do?
He can



LOOK! I do my homework. I do the dishes.
I make my bed. I make a cake.

FUN AT HOME What does your family like doing? Ask them.

21

The second page includes a **reading text** and a **comprehension activity** focusing on **different text types** that your child is supposed to be able to read throughout his/her Primary Education, and are linked to cross-curricular (CLIL) topics.

A different **reading strategy** and **spelling issue** are highlighted for your child to be aware of what he/she is learning.

The third page includes a **guided writing activity** for a different type of text that follows the model of the reading text.

The **text type** is highlighted.

HOME TIME

A FARM VISIT

Read the pamphlet and write the words.

Family ticket drinks family Monday countryside

Valley Family FARM

Welcome to Valley Family Farm!

A fascinating place to visit in the ...

Come for a day with your ... There are lots of things to do!

feeding a lamb

Attractions

- Feed lambs and chicks.
- Go for a walk.
- Enjoy a play area in the wild.

Facilities

- Free parking.
- Picnic area next to a lake.
- Café with hot ... and cupcakes.

Opening times

March – October

..... to Friday:

11:00 a.m. to 5:00 p.m.

Weekends:

10:00 a.m. to 5:30 p.m.

Admission

Adults	\$5.00
Children (5-17)	\$4.00
Children under 5	Free
..... (2 adults + 2 children)	\$13.00

How to find us

We hope to see you soon!

YOUR TURN!

Write a tourist pamphlet.

[your pamphlet title and picture]

Attractions

.....

.....

.....

Facilities

.....

.....

.....

Opening times

.....

.....

.....

Admission

.....

.....

.....

How to find us

.....

.....

.....

MAGIC SPELL: C OR K Find, color, and write the words with c or k. Circle the words in the pamphlet

U	K	C	S	P
D	I	E	I	K
I	T	I	C	E
K	N	A	R	T
P	C	N	C	S

FUN HOME

Now I know...

- ☐ different home-time activities.
- ☐ how to spell some words with c or k.
- ☐ how to write a tourist pamphlet.

There is a game-like **spelling activity** to practice common spelling problems in every unit.

This is a **self-evaluation activity**. Your child reads the **Now I know...** statements and marks the box if that statement is true for him/her. Ensure your child values his/her own progress.

Writing tips help your child with suggestions to write each type of text.

WELCOME

FUN KID CLUB

Draw yourself and complete the bubble map.

A bubble map

How old are you?

What animals do you like?

When's your birthday?

What's your favorite color?

What sports do you play?

I'm

_____.



SUZY'S DIARY

How is Suzy feeling today? Look and write.



She's

loves

feeling

Suzy

enthusiastic

rollerskating

What about you? Mark.
I feel enthusiastic when...

- ☐ I play with my family.
- ☐ I do my homework.
- ☐ I clean up my room.
- ☐ I do my homework.

- ☐ I play with my family.
- ☐ I do my homework.
- ☐ I clean up my room.
- ☐ I do my homework.



FUN HOME

Ask your family the questions in the bubble map.

Reading
a description
Spelling:
-ing endings

PICTURE THAT!

Read the description and write the words.

A landscape painting

This picture is a landscape painting
in the evening. It's very beautiful.

It has a river
next to a forest. The forest
..... has a lot of trees.
The leaves on the trees are green.

There are some mountains
.....
They are big and purple.

I can see small and pink flowers
..... next to the river.

I like this picture because I like
the color of the river and the
sky. Blue is my favorite color.



MAGIC SPELL: -ING ENDINGS

Find, circle, and write, the verbs.

VERBS -ING ENDINGS

draw	drawing
paint	
write	Let
run	



T E S N O U E D P S D
O P P A I N T I N G R
B S M T E A F A Q Q A
R U N N I N G U P F W
S F H E J I N I A L I
M P W R I T I N G O N
B S A V I G Q G E C G

FUN AT HOME


- Tell your family about the painting.
- Find more verbs in a dictionary and say the -ing form.

YOUR TURN!

Complete the description of the picture.

A description

My favorite landscape



This picture is

It has

There is

I can see

I like this picture because



ARE YOU A FUN KID?

Read and mark.

Now I know...

- ☐ how to give information about myself.
- ☐ how to spell words ending in *-ing*.
- ☐ how to write a landscape description.



FUN AT HOME


- Read your description to your family.



A T-chart

IT'S THE BEST IN THE BACKYARD

Find and number. Write on the chart.







1



2



3

 Animals 	 Plants 
caterpillar	

☒ 1

caterpillar

☐

leaf

☐

tortoise

☐

flower

☐

tree

☐

rabbit



4



5




6



MIKE'S DIARY

How is Mike feeling today? Why? Look and complete.



Mike is feeling fr_str_t_d today
because he c_n't fl_ his k_t_.

What can Mike do? Mark.



never fly his kite again



shout and get angry



come back on a windy day



Understanding
specific
information
Spelling: two
words
in one

ANIMAL FACTFILE

Read the factfile and complete the words.



Name of animal
BUTTERFLIES

What they look like

They are small ~~be~~ i _ s _ _ ts. They have four "fly", w _ n _ s and six legs.

Habitat

They live in all habitats such as rainforests, grasslands, and in the f _ r _ _ _ . They don't live in the Antarctic or tundra habitats.

Food

They eat the nectar from f _ o _ _ _ s.

Photo



Lifespan

They start life as a caterpillar. They don't live very long – from a week to a year.

Interesting fact

Butterflies taste with their feet.



MAGIC SPELL: TWO WORDS IN ONE

Match to make compound words.
Which word isn't in the factfile?



butter

land

water

forest

rain

fall

grass

fly

FUN AT HOME

- Tell your family about butterflies.
- Find more compound words in a dictionary.



YOUR TURN!

Write a factfile about an animal.



A factfile

Name of animal

What they look like

.....
.....
.....
.....

Food

.....
.....

Lifespan

.....
.....


Habitat

.....
.....
.....
.....

Interesting fact

.....
.....
.....

Photo



ARE YOU A FUN KID?

Read and mark.

Now I know...

- ☐ how to classify animals and plants.
- ☐ how to spell two words in one.
- ☐ how to write an animal factfile.



Writing tip

Use simple facts in a factfile.

FUN AT HOME

- Read your animal factfile to your family.





A mind map


SCHOOL ACTIVITIES

Look, write, and draw.



Library


singing Sports field
Art room reading
eating lunch




Music room

They're

They're



They're playing soccer.




SCHOOL



Cafeteria

They're



They're painting pictures.

SUZY'S DIARY

Join the words and write.

Good job, Suzy! Your bike is very clean!

Suzy

of

is

herself

feeling

today

proud

Suzy is

Read and mark.

I feel proud of myself when I...


- ☐ play music.
- ☐ draw a beautiful picture.
- ☐ solve a math problem.



SUPER EARTH SAVERS

What does the boy learn?

Read the comic and write the words.



Understanding
essential
information
Spelling:
apostrophes

Meet the Super Earth Savers! They take care of our Earth.

names of characters

I'm Peter.

Recycle *catipsl*

I'm Bella.

Recycle *aerpp*

I'm Patrick. Recycle *sgsal*

I'm Candy. Recycle *laetm*

the problem

Don't throw that can in the lake. Recycle!

Yes, put trash into bins. It's reused for other things.

Where are the *nsib*?

the solution

But there are *oruf* bins.

Metal, glass, plastic, and paper. The *nac* is made of metal.

OK. I put the can in the metal bin.

the conclusion

Or you can reuse it.

Yes, you can make new things from recycled materials.

You can use a can...

Thank you!

... to put a flower in it!

MAGIC SPELL: APOSTROPHES: Write the apostrophes and the complete words. Circle the apostrophes in the comic.

it's → *it is*

they're → *they are*

don't →

doesn't →

aren't →

can't →

FUN HOME

- Tell your family about the Super Earth Savers.
- Find more apostrophes in a book or magazine.



A comic

YOUR TURN!



Draw and write a comic about your Super Earth Savers.

names of characters

the problem

the solution

the conclusion

ARE YOU A FUN KID?

Read and mark.

Now I know...

- ☐ how to complete a mind map.
- ☐ how to use apostrophes.
- ☐ how to write a comic.




Writing tip

Plan your comic before you start.

FUN AT HOME

➤ Read your comic to your family.



A flow diagram

A BUSY FRIDAY

Read Suzy's routine and write the parts of the day in order. Write and draw the subjects.

math



in the morning

- She has music at lunchtime.
- She has art club in the evening.
- ~~She has math in the morning.~~
- She has science after music in the afternoon.

MIKE'S DIARY

Mike got an A on his science test! Find the words and write.

R	T	E	S	M	I	K	E	O	P	N
I	S	F	E	E	L	I	N	G	A	L
O	B	S	A	T	I	S	F	I	E	D

Mike i _ f _ _ _ _
s _ _ _ _ _ .
Good job!

Read and write.

I feel satisfied when I

SCIENCE TEST

Name: Mike Graham

Number: 24

Date: November 8

A

Where do you see these animals?

FPO

- ☐ A) In the jungle.
☐ B) In the hotel.
☐ C) In the street.



- ☐ A) In a desert.
☐ B) In the sea.
☐ C) In my home.



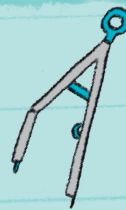
Well done Mike!

LOOK!

Music: in the morning
English: in the afternoon
I have music **before** lunch
and English **after** lunch.

FUN HOME

- Tell your family what you do during the day.



Identifying parts of a letter
Spelling: **ee** or **ea**

CAMP ADVENTURE

Then add in the doodles.

Read and write the parts of the letter.

Greeting

Dear Mom and Dad,
How are you?

I am having a great
time at camp.

Every evening , we go out to
the forest to see the nocturnal animals.

We are very quiet and can't speak!

We usually see an owl in a tree and there
are lots of bats. Bats have long teeth!

We see foxes, but I am very happy
we don't see any scorpions.

We come back to the camp very
late, and then we go to sleep.

Write soon . I love to read your letters.

Suzy



MIDDLE

GREETING

END

BEGINNING

zzz



MAGIC SPELL: EE OR EA

Write **ee** or **ea** and complete the crossword.
Circle more examples in the letter.



s **ee**




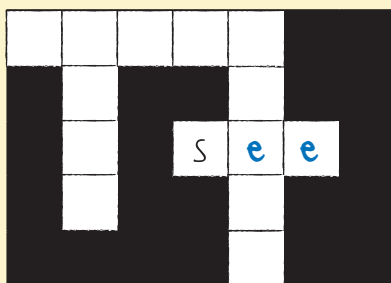
t _ _ th



r _ _ d



gr _ _ t



FUN AT HOME

- Read the letter about camp.
- Find more examples of words with **ee** and **ea** in a dictionary.

YOUR TURN!

Write your own letter to your family. Use doodles!

GREETING

Dear

BEGINNING


I am ...

MIDDLE

Every ...

END

Write ...



Writing tip

Write the correct information in each paragraph.

ARE YOU A FUN KID?

Read and mark.

Now I know...

- ☐ how to order the events in a day.
- ☐ how to spell words with **ee** or **ea**.
- ☐ how to write a letter.



FUN AT **HOME**

- Read your letter to your family.

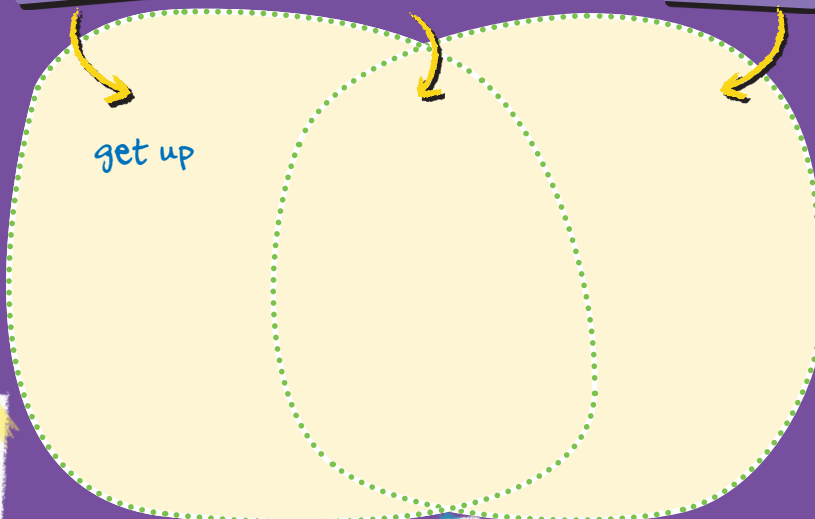
DAILY ROUTINE

Draw or write. Then complete the Venn diagram.

MORNING


MORNING AND EVENING

EVENING



SUZY'S DIARY

Suzy won the spelling competition. Order the letters and write. What's the score?




Suzy is feeling **C**


about the competition. She's very good at spelling.

Circle what you feel confident about. Complete the sentence.



I feel confident about because I





Identifying punctuation symbols

Spelling:
-ty or
-teen

TELLING THE TIME

Read the chat. Add in the punctuation.

• (x3)

👂 (x2)

? (x3)

! (x2)

Mike

Look at this photo, Suzy.
What is it ?

Wow, Mike! This is a sundial

A sundial?

Yes. It's an old way of telling the time. Can you see the numbers

Yes they are Roman numbers

Yes that's right, and the sundial is round like a clock or watch.

Oh yes

Can you see the shadow

Yes, it's pointing to 4. It's 4 o'clock.

Exactly!

Cool Come on, Suzy.
It's time to go. The movie starts at 4:50

OK. We can get there in 15 minutes.

MAGIC SPELL: -TY OR -TEEN

Find the numbers in the wordsnake and write them.



13 thirteen

30

14

40

15

50

FUN HOME

➤ Tell your family about a sundial.

➤ Tell your family all the -ty and -teen numbers you know.



YOUR TURN!

Write your own chat. Draw and write about something you know.

Mike

you

This is a...

Can you see...?

It's very...

It's for...

call

ARE YOU A FUN KID?

Read and mark.

Now I know...

- ☐ how to categorize information.
- ☐ how to spell numbers.
- ☐ how to write a chat.



Writing tip

Remember to use ? for a question and ! for an exclamation.

FUN AT HOME










Read your chat with your family.



A chart

CRAZY FAMILY!

Draw a family member. Complete the chart.

Who?	likes loves	What?	Where?
 My <u>cousin</u>	 likes	 <u>reading</u> books	in the bathroom.
 My		the car in the living room.
 My		the dishes in the backyard
 My		a cake in the bedroom.



MIKE'S DIARY

Mike is not helping at home. Break the code and write.



4/1/6


2/1/1/5/4/7/3

3/9/4/5/8/10. I'm not helping at home.

I'm

What can Mike do?

He can



LOOK!

I **do** my homework. I **do** the dishes.
I **make** my bed. I **make** a cake.

FUN  HOME

What does your family like doing? Ask them.



Reading for
specific detail

Spelling:
cork

A FARM VISIT

Read the pamphlet and write the words.

Family ticket drinks family Monday countryside



Welcome to Valley Family Farm!



A fascinating place to visit
in the

Come for a day with your
..... There are lots
of things to do!



feeding a lamb

★ Attractions

- ➔ Feed lambs and chicks.
- ➔ Go for a walk.
- ➔ Enjoy a play area in the wild.



Facilities

- ➔ Free parking.
- ➔ Picnic area next to a lake.
- ➔ Café with hot
and cupcakes.



Opening times

March – October
..... to Friday:
11:00 a.m. to 5:00 p.m.

Weekends:
10:00 a.m. to 5:30 p.m.

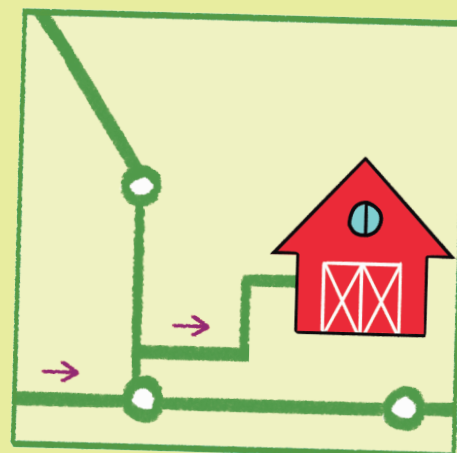


Admission

Adults	\$5.00
Children (5-17)	\$4.00
Children under 5	Free
.....	\$13.00
(2 adults + 2 children)	



How to find us



We hope to see you soon!


MAGIC SPELL: C-OR-K

Find, color, and write
the words with **c** or **k**. Circle the words in the pamphlet.

U	K	C	S	P
D	I	E	I	K
I	T	I	C	E
K	N	A	R	T
P	C	N	C	S



C U P C A K E S



FUN AT HOME

- Tell your family about the farm in the pamphlet.
- Find more words with **c** and **k** in a dictionary.



YOUR TURN!

Write a tourist pamphlet.



A tourist pamphlet

[your pamphlet title and picture]

★ Attractions

.....

.....

.....

.....

🍴 Facilities

.....

.....

.....

.....

🕒 Opening times

.....

.....


.....

🎫 Admission

.....

.....

.....



📍 How to find us

.....

.....

.....

.....



ARE YOU A FUN KID?

Read and mark.

Now I know...

- ☐ different home-time activities.
- ☐ how to spell some words with **c** or **k**.
- ☐ how to write a tourist pamphlet.



Writing tip

Use headings to organize the information in your pamphlet.

FUN AT HOME

- 👉 Read your pamphlet to your family.





A tree map

FUN TIME

Look and write the activities for each club.

ACTIVITIES

Music club

Craft club

Sports club

play the guitar

LOOK!

I **play** the piano, **do** karate, and **make** models.

SUZY'S DIARY

Today is Suzy's first piano class. Use the letters and write.

emotions

i n s t r u m e n t s

I ' f l g



c

Why is Suzy feeling insecure? Mark.

☐ She can't play the piano.

☐ She can play the piano.

☐ She's good at playing instruments.

☐ She's not good at music.



MUSIC SUMMER CLUB

Read the advertisement and match the photos.

Reading
for a purpose
Spelling:
capital
letters

COME TO FUN KIDS MUSIC CLUB

Are you ready for some fun this summer?

Play new instruments from around the world and learn about their history.



ACTIVITIES

- Play **woodwind** instruments like bagpipes ☐ from Scotland and didgeridoos ☐ from Australia.
- Or what about a **string** instrument? Try a sitar ☐ from Asia, for example, or a **percussion** instrument like the castanets ☐ from Europe.
- Do you know what the first instrument was? Come and learn about the **history of music**, too.
- Play in concerts.
- Do games and exciting activities.

CONTACT For more info email: funkidsmusicclub@funkids.com

INFORMATION

July and August

Mondays, Wednesdays,
and Fridays

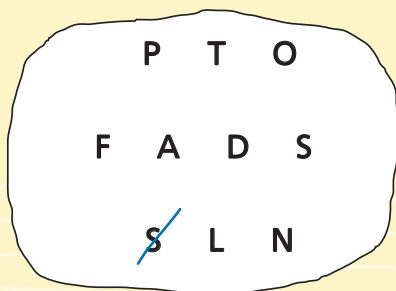
From 10:00 a.m. to 12:00 p.m.
For children from 7 to 12
years old

Come and have fun!
Jump into the fun at
Fun Kids Music Club!



MAGIC SPELL: CAPITAL LETTERS

Read the Look! box. Write and color. Circle examples in the ad. Use the color code.



- ☐ Spain
- ☐ _frica
- ☐ _uesday
- ☐ _ebruary
- ☐ _unday

LOOK!

Places, months, and
days of the week are
in capital letters.

FUN AT HOME

- Tell your family about the music club.
- Find more words in capital letters.

YOUR TURN! Write an advertisement for your club.



(your ad title and picture)

ACTIVITIES

.....

.....

.....

.....

.....

.....

CONTACT

.....

.....


INFORMATION

.....

.....

.....

.....



ARE YOU A FUN KID?

Now I know...

- ☐ how to classify hobbies.
- ☐ how to use capital letters.
- ☐ how to write an advertisement.



Read and mark.

FUN AT HOME

Read your ad to your family.



AT THE MARKET

A brace map

FRUITY



Look at the food and complete. Write sentences with *some* or *any*.

FOOD

FRUIT

lemons

VEGETABLES



There **are some** lemons.

There grapes.

There watermelons.

There limes.



MIKE'S DIARY

Mike has a test tomorrow.

Break the code and write.

☞	ℳ	⚡	ℳ	⌘	●	○	□	◻	◆
a	c	d	e	i	l	m	o	r	w

Mike is feeling ◆◻◻◻⌘ℳ⚡
..... today.

He isn't feeling ℳ☞●○

What do you do when you are worried? Complete.

I have a test tomorrow. I

My grandfather is sick. I



LOOK!

There **are some** mangoes,
but there **aren't any** pears.



FUN AT HOME

➤ Ask your family which fruit
or vegetable they like.



AT THE MARKET

COLORFUL FOOD

Read the recipe. What colors and food can you see? Write.

Following a sequence of instructions
Spelling: plurals -s, -es, -ies

The Veggy Pizza

hair

eyes

red tomatoes

nose

mouth

INGREDIENTS

- Pizza dough
- Tomato sauce
- Two fresh tomatoes
- Grated cheese
- One carrot
- One asparagus
- Four green peppers

INSTRUCTIONS



- **Spread** the tomato sauce on the pizza dough.



- **Slice** one tomato and place on the sauce.



- **Grate** the cheese and put on the pizza.

- Slice the other tomato and place two pieces as eyes.



- **Peel** the carrot for the nose.

- Peel the asparagus for the mouth.

- Put the green peppers as hair.

- Cook in the oven for 10 minutes.

Eat and enjoy!

MAGIC SPELL: PLURALS -S, -ES, -IES

Find four fruits and write the plural form.
Circle an example with -es in the recipe above.


-s > lemons

-es > potatoes

-ies > strawberries

coconuts

coconut cherry pear mango



FUN AT HOME

- Read the recipe to your family.
- Spell more plural forms to your family.

YOUR TURN!

Invent a recipe for a fruit pizza. Draw it.

A recipe

Recipe name


Ingredients

Instructions

Think of a
funny name.

Use fruit,
not
vegetables.

Use cream
cheese or
chocolate
spread,
not tomato
sauce.



ARE YOU A FUN KID?

Read and mark.

Now I know...

- ☐ how to classify fruit and vegetables.
- ☐ how to spell the plurals of some words.
- ☐ how to write a recipe.



Writing tip

Remember to use the imperative for instructions – Spread NOT You spread

FUN  **HOME**

- Read your fruit pizza recipe to your family.





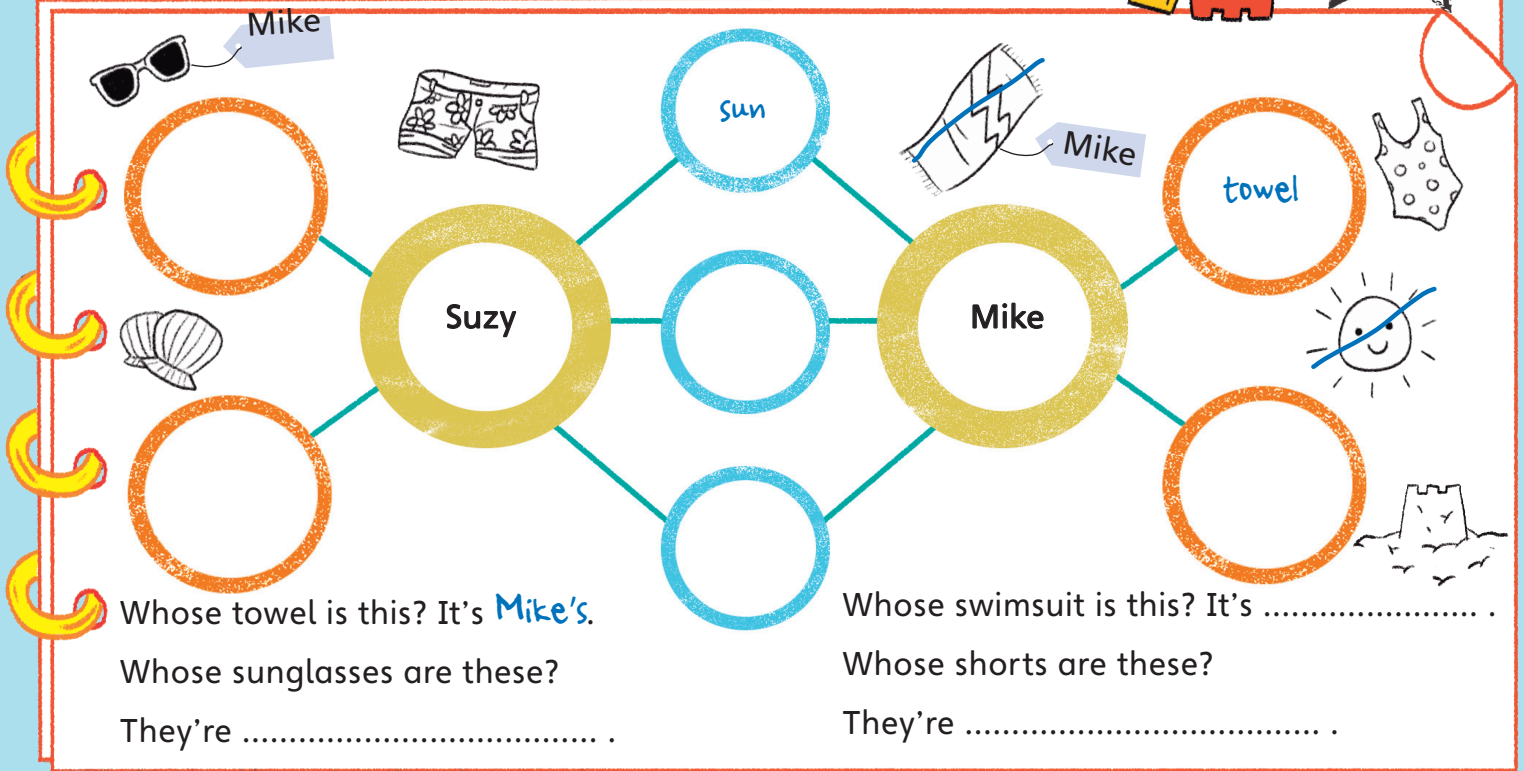
AT THE BEACH



A double bubble diagram

FUN AT THE BEACH

Look at the pictures and write the words in the correct place. Answer the questions.



SUZY'S DIARY

Suzy is giving her mom some flowers. Find and circle four feelings. Then complete the sentence.

W	A	W	I	I	B	E	L
O	S	G	U	I	L	T	Y
R	D	O	S	S	P	A	C
R	I	O	H	C	I	R	R
I	L	O	V	E	A	N	O
E	S	E	T	U	D	P	U
D	H	U	Q	R	O	T	E
I	N	S	E	C	U	R	E



Suzy is feeling
..... for her mom.

What about you? How can you show love?
I can show love with
..... and



VACATION TIME


Read the magazine article. What are the pictures? Write.

Understanding
the main ideas


Spelling:
irregular
plurals



My perfect vacation – WHY I LOVE THE BEACH



Where and who with?

My perfect vacation is the 
I like going there with my family. We love the beach.

Activities


You can go swimming in the 
It is very good exercise!

You can find  on the beach or look
for sea creatures, too. Some are symmetrical ones like




I can fly my  and play volleyball
on the  It is very good for our
feet and legs. I always get very tired!



Clothes


I can wear my

and T-shirt every day.

Food

I can eat

and chips and


My opinion

So a beach vacation is
fun and healthy, too!
That's why I love it.



MAGIC SPELL: IRREGULAR PLURALS

Put the pieces in the correct place to make plurals.
Circle one irregular plural in the magazine article.

child

C H I L

woman

W

tooth

T

mouse

M

man

M

E T E

C H I L
W T M M

E I E N

D R E N
D N H

O M
E C

FUN  HOME

- Read the magazine article with your family.
- Find more irregular plurals in a dictionary.



YOUR TURN!

Write a magazine article about your perfect vacation.

A magazine article

My perfect vacation – WHY I LOVE THE ...

Where – mountains, river, beach, city

Activities

Who with – family, friends

Clothes

Food

Opinion



ARE YOU A FUN KID?

Read and mark.

Now I know...

- ☐ how to classify objects.
- ☐ how to spell the irregular plurals of some words.
- ☐ how to write a magazine article.



FUN AT HOME

- Tell your family about your perfect vacation.