

### Hello again!

page 6

Hidden object



### Join the English Fun Club!

Complete the passports and make one for a friend.  
(Brother Fun, Sister Fun)

### Color alphabet poem

Read and break the code to find out the name of the club.  
(English Letters Fun Club)

### Alan the alien is feeling surprised today!

Draw your surprised face and complete the sentence. (I'm surprised)

### Fun at home

› Read the *Color alphabet poem* and play the game with your family.

page 7

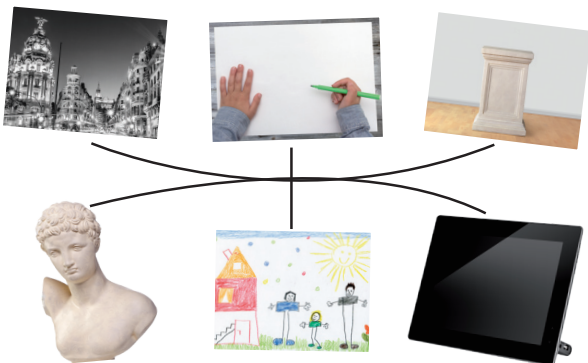
### Artist corner

Look at the painting and add in the missing details.  
(window, painting, chair, table, pillow)

### Messy gallery

Match the pictures and write the type of art.

(from left to right) *sculpture, painting, photography*



### Are you a Fun Kid?

Mark the sentences if you have learned the concepts:  
numbers from 1 to 10, my ABC, types of art.

### Fun at home

› Make a picture of your family to decorate your room.

### Transportation

page 8

Hidden object



### Busy town

Find and circle the six vehicles in the wheel, and then color the pictures. (wheel) *red bus, yellow car, blue truck, green motorcycle, purple helicopter, orange boat*

### Dream play

Read and mark with ✓ if right or ✗ if wrong. *Brother Fun has got a train. ✓; It's small ✗ and gray! ✗; Sister Fun has got a plane. ✓; It's big ✗ and red! ✓*

### Alan the alien is feeling compassionate today!

Choose the picture that makes you feel compassionate and complete the sentence. (2, *compassionate*)

### Fun at home

› Find toy cars you have at home.

› Read the poem with your family and correct the sentences that are wrong. (*small - big; gray - green; big - small*)

page 9

### Amazing transportation

Match the vehicles to the correct mode of transportation (water, air, or land). Draw another vehicle for each mode.  
(from left to right) *on land, on water, in the air*

### Fun Family on vacation!

Circle two land signs in brown, two water signs in blue, and two air signs in gray.



#### Are you a Fun Kid?

Mark the sentences if you have learned the concepts: transportation in town, transportation on land, on water, and in the air.

#### Fun at home

- › Say the names of the vehicles you drew for the *Amazing transportation* activity.
- › Find a place to go on vacation with your family where you need to use land, water, and air transportation.

### Pets

#### page 10

##### Hidden object



#### I can see...

Find and match the 5 differences to the correct picture.

A: big fish, sad babies, small dog, beautiful cat; B: ugly cat, young women, happy babies, small fish, big dog



#### Pet world

Read the poem. Write the names of the families and complete the sentences. (from left to right) Cat, small; Fish, old; Frog, sad

#### Alan the alien is feeling happy today!

Mark the things that make you happy and complete the sentence. (*happy*)

#### Fun at home

- › Say the differences in the *I can see...* activity using *There is/are*.
- › Read the *Pet world* poem with your family.

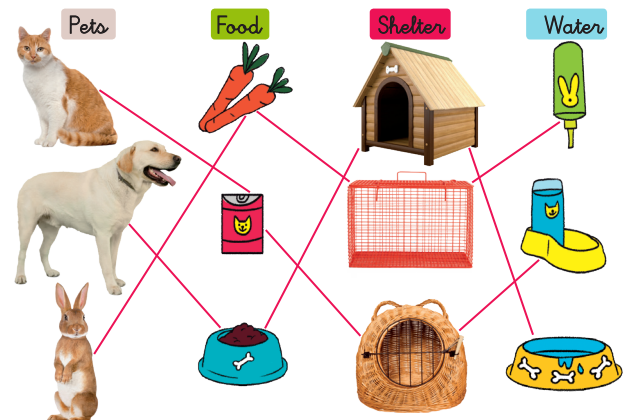
#### page 11

##### Animal care

Match and write the words below each animal to find out what they need. (from left to right) *food, water, shelter*

#### My pet at home

Match the items from each column to find out what each pet needs.



#### Are you a Fun Kid?

Mark the sentences if you have learned the concepts: pets, what pets need (food, water, and shelter)

#### Fun at home

- › Choose a pet with your family and draw the food, water and shelter it needs.

### Clothes

#### page 12

##### Hidden object



#### A costume party!

Find and circle five items of clothing, and then write them down. What are you wearing to the party? Complete the sentence. (orange background) *pants*; (green) *hats*; (pink) *shoes*; (red) *shirts*; (blue) *jacket*

T	D	J	A	C	K	E	T	I	T
X	Q	Q	U	X	N	A	B	G	X
Q	C	O	B	C	G	G	P	P	X
S	H	O	E	S	L	R	G	X	L
G	P	A	N	T	S	W	R	S	E
D	R	U	Q	H	D	L	T	I	P
Q	S	H	I	R	T	S	U	R	N
W	J	R	Q	W	R	J	W	V	S
Y	T	I	S	H	A	T	S	O	T
S	A	J	Y	E	O	I	R	F	V

#### Tap, tap, tap, I'm wearing black!

Read the poem and color Brother and Sister Fun's clothes.

(Sister Fun) green shirt, orange socks, pink skirt; (Brother Fun) red pants, yellow T-shirt, blue socks

#### Alan the alien is feeling embarrassed today!

Mark the pictures with ✓ or ✗ depending on whether the situations make you feel embarrassed or not.

#### Fun at home

- › Dress up at home and tell your family what you are wearing.
- › Read the poem with your family and say the colors of the clothes.

#### page 13

##### My clothes are made of...

Follow the lines and join the letters to spell the material on each bobbin. Use the correct color in each case.

(bobbins from top to bottom) (pink) *wool*, (gray) *cotton*, (brown) *leather*, (orange) *silk*

#### Heavy suitcase

Complete the sentences with the clothes and materials. Match each sentence with picture 1 (summer) or 2 (winter).

- (2) *My shoes are made of leather.*
- (1) *My T-shirt is made of cotton.* (2) *My hat is made of wool.*
- (1) *My dress is made of silk.*

#### Are you a Fun Kid?

Mark the sentences if you have learned the concepts: clothes, materials (cotton, silk, leather, wool).

#### Fun at home

- › Say the materials of the clothes you are wearing today.
- › Make a list of the clothes you need for your next vacation.

#### Rooms

##### page 14

##### Hidden object



#### I love my playhouse!

Find, count, and complete the sentences with the quantity and furniture. (from top to bottom) (1) *There's one chest of drawers.* (4) *There are four tables.* (2) *There are two cabinets.* (5) *There are five clocks.*

#### My phone rap

Read the poem and draw the missing objects: a clock on the sofa, a lamp on the chest of drawers, and three books on the table.

#### Alan the alien is feeling angry today!

Mark what you can do when you feel angry (count to 10, take 5 breaths, drink water). Draw and explain your own idea, and complete the sentence. (*angry*)

#### Fun at home

- › What objects are not in the list in the *I love my playhouse!* activity? Use *There is/are*. (*There are two lamps.* *There is one TV.* *There are three shelves.* *There is one house.*)
- › Read the poem with your family and find the phone.



### page 15

#### Traffic chart

Match and write the words. Write in the number using the bar chart: *bus stop* (2), *lamp post* (5), *traffic light* (3).

#### Fun car race

Follow the green and red paths, count, and add up all the street objects: (green car) 2 lamp posts + 3 mailboxes + 1 traffic light + 2 bus stops = 8; (red car) 3 lamp posts + 4 mailboxes + 2 traffic lights + 0 bus stops = 9.

#### Are you a Fun Kid?

Mark the sentences if you have learned the concepts: objects in rooms of the house, street objects.

#### Fun at home

- › Draw a new map and a route to the train station for a blue car. Count the street objects you find on the way (mailboxes, bus stops, lamp posts, and traffic lights).
- › Make a bar chart like the one in the *Traffic chart* activity to compare the number of mailboxes for the green car, the red car, and your blue car.

## Meals

### page 16

#### Hidden object



#### Enjoy your meal!

Find and circle the six foods in the wordsearch. Read, complete the sentences, and draw your own menu. (*Grandma Fun*) beans, sausages, peas; (*Grandpa Fun*) rice, carrots, potatoes



### Yummy lunch time!

Read the poem and say which doll is Johnny (red cap) and which one is Ronny (purple suit). Circle the vegetables in the poem: *peas, beans, carrots*.

### Alan the alien is feeling disgusted today!

Read, complete the sentence, and draw your disgusted face. (*disgusted*)

#### Fun at home

- › Write a list of the food your family likes and doesn't like.
- › Play going shopping at home and tell your family what you have in your bag.

### page 17

#### Healthy eating

Unscramble and write the types of food in the pyramid.

(blue) *dairy*; (dark green) *vegetables*; (light green) *fruit*; (orange) *grains*

#### Today's menu

Look and circle the type of food in the correct color.

Complete the menu for your restaurant.

(circle in green) apples, carrots; (in red) fish, sausages; (in orange) rice; (Menu) *Breakfast: apples; Lunch: sausages, rice; Dinner: fish, carrots*

#### Are you a Fun Kid?

Mark the sentences if you have learned the concepts: food, types of food (candies, meat and fish, etc.)

#### Fun at home

- › Open the fridge and write down the food you see for each part of the food pyramid.
- › Write a menu with your family for breakfast, lunch, and dinner.

## Activities

### page 18

#### Hidden object



### Fun Family activity day!

Read the poem and color the Fun Family. Write what you like doing. (red) *Brother Fun*, (green) *Mother Fun*, (orange) *Sister Fun*, (purple) *Father Fun*



### Domino activities

Look and write or draw what you can do.

(clockwise from the double rackets) *I can play tennis; I can rollerskate; drawing for taking photos; I can ride a horse; drawing for field hockey; drawing for baseball*

### Alan the alien is feeling disappointed today!

Complete the sentence and choose the situation that makes you feel disappointed, and draw one more situation. (*I feel disappointed when...*)

### Fun at home

- › Write a list of the activities you and your family do.
- › Read the poem and mime the activities.

### page 19

#### Pass me the ball!

Break the code and write the equipment in each case.  
(left column) *sticks, bats*; (right column) *rackets, balls*

### Get ready for sports!

Complete the chart with the sports. Draw the missing equipment for each player.

(chart: from left to right) *tennis, field hockey, cricket, baseball, basketball*; (equipment) (white jersey) cricket

bat, (red shirt) hockey stick, (yellow shirt) basketball ball and hoop, (red cap) baseball bat, (blue shirt) tennis racket

### Are you a Fun Kid?

Mark the sentences if you have learned the concepts: activities, sports equipment.

### Fun at home

- › Tell your family the equipment you need to practice your favorite sport.
- › Tell your family the sports on page 19 that use a ball.

### In town

### page 20

#### Hidden object



### Fun time in town

Read the poem and write the places in town. (red) *toy store*, (purple) *bookstore*, (blue) *school*, (gray) *street*, (green) *park*, (yellow) *supermarket*, (orange) *café*

### Let's go shopping!

Read and sort the words to make sentences. Look at the Fun time in town map and mark with ✓ if it is right or ✗ if it is wrong.

There's a park in front of the bookstore. ✗ There's a café next to the supermarket. ✓ There's a school between the park and the café. ✗ There's a toy store in front of the café. ✓

### Alan the alien is feeling excited today!

Circle the picture that makes you feel excited and complete the sentence. (excited; movie theater / supermarket / park)


### Fun at home

- › Write a list of the places you go with your family in town.
- › Draw a map of your street and write the names of the places (park, shop, street...).

### Page 21

#### Places in town

Cross out the words in the riddle. With the remaining letters, make words and write them next to their picture. (from top to bottom) *police station, fire station, hospital, sports center*



### Where do they work?

Look at the pictures and write the places where they work. Read the sentences and draw a sign for each place on the map.

*There's a police station in A3. There's a sports center in B1.  
There's a fire station in C2. There's a hospital in D3.*

### Are you a Fun Kid?

Mark the sentences if you have learned the concepts: places in town, where the places in town are (next to, in front of, behind, between).

### Fun at home

- › Draw and write the names of more places on the *Where do they work?* activity map.
- › Ask your family where the places on the map are.

## On the farm

### page 22



### Hidden object

### Animal hide-and-seek

Make the names of the animals using the letters on the bag and write them down. Use the color code to help you.

*Barn: (red) horse, (purple) cow; Field: (brown) donkey, (yellow) goat, (green) sheep; Pond: (blue) duck*

### Crazy farm rap

Read the poem and mark the sentence with ✓ if it is right or ✗ if it is wrong. (from top to bottom) ✗, ✓, ✓

### Alan the alien is feeling grateful today!

Complete the sentence with the words in the box. (grateful, farmers, thank you)

### Fun at home

- › Draw animals on a farm and tell your family where they are (in the barn, field, pond).
- › Tell your family what the animals are doing in the *Crazy farm rap* activity: the duck is eating carrots and the cow is running.

### page 23

### How farmers grow our food

Look at the pictures and write the words. (from left to right)

*turn soil, plant seeds, water plants, harvest plants*

### I'm a farmer!

Complete the sentences with the words in the box and order the steps for growing tomatoes.

*(from left to right) 4 Water your plant. 7 Eat the tomatoes. 6 Harvest the tomatoes. 2 Turn the soil. 5 Put your plant in the sun. 3 Plant your seeds.*

### Are you a Fun Kid?

Mark the sentences if you have learned the concepts: farm animals, what farmers do.

### Fun at home

- › Plant some seeds with your family.
- › Write the steps you need to follow to plant your seeds.

## Mini Fun Town

### page 24

### I spy with my little eye...

In the picture, find the hidden object from each unit and circle it. Then, write the name next to the correct picture. (from left to right) pencils, ball, teddy bear, girl, car, fish, T-shirt, traffic light, tractor

